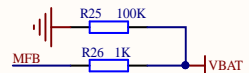
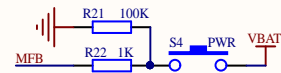


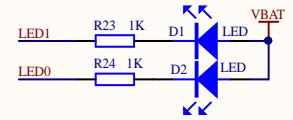
**Note: VDD\_PADS powers the internal PIO of the module**



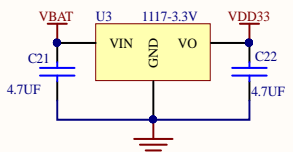
**Power on boot**



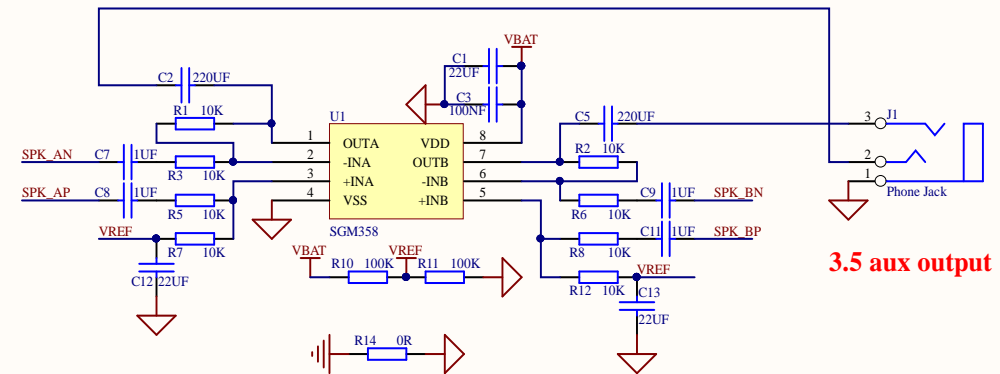
**Button boot**



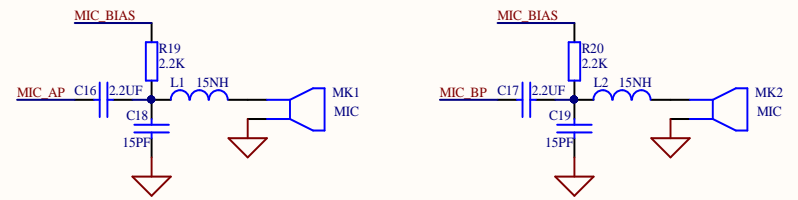
**LED : led0 red , led1 blue**



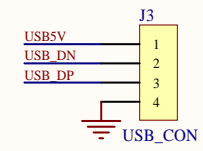
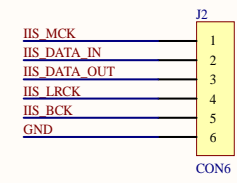
**VBAT voltage : 3.3-4.2V**



**Differential to single-ended analog audio output**



**microphone input**



**I2S Digital audio output**

Title		
Size	Number	Revision
A4		
Date:	2023-01-23	Sheet of
File:	E:\OneDrive\BTM571.Sch	Drawn By: